

RALEIGH
LIGHTWEIGHT
TOURING



*1984
Bicycle
Catalog*

\$1.00

The Raleigh® Commitment

For over 100 years, in 140 countries on six continents, people have chosen Raleigh®. For more than fifty years Raleigh® has held the distinguished title of world's #1 selling bicycle brand. With good reason.

Today, Raleigh® bicycles are manufactured according to specifications established, engineered and monitored by Raleigh Engineering and Quality Control experts based in Dayton, Ohio. Raleigh personnel know bicycles like no other people in the world.

At Raleigh we're proud of our bicycles. Innovation, state-of-the-art design, the highest quality materials and proven manufacturing methods are a Raleigh® tradition.

The design of a truly great touring bicycle requires clear definition of the type touring use for which the bicycle is intended. Once established, Raleigh engineers evaluate the thousands of elements that combine to create a World Class touring machine. All Raleigh® Lightweight Touring Bicycles are designed and manufactured to be loyal to the true needs of touring purists.

The key elements of Raleigh's Touring Design Philosophy are:

- Bicycles must provide a comfortable ride for up to 18 hours of continuous use.
- Bicycles must be able to carry expedition sized loads without compromising comfort, handling characteristics or rider safety.
- Handling characteristics must be crisp but stable, requiring a **minimum** of concentration and effort to help eliminate rider fatigue.
- Frames must maximize efficient transfer of high torque loads associated with low gear hill climbs, absorb vibration and ride comfortably on rough road surfaces.
- Hub and bottom bracket bearings must be sealed to keep bearings free from dirt, water and other contaminants.
- Touring models must be serviceable without the need for sophisticated tools or component parts.
- Touring cycles must be finished to withstand use and storage under the most adverse weather conditions.
- Bicycles must have braze on fittings to accommodate touring accessories.
- Bicycles must be aesthetically pleasing.
- Under no circumstances can reliability or on-the-road durability be sacrificed.

Lightweight Touring Features

All Raleigh® Lightweight Touring Bicycles feature...


- **RANDONNEUR STYLE ALLOY BARS** - designed for long distance riding, allow hands to be positioned at different angles in relation to body to prevent fatigue.
- **CUSHION HANDLEBAR GRIPS** - to absorb road shocks and prevent fatigue.




- **VERTICAL DROP-OUTS** - make removal and installation of wheel more convenient. Prevent wheel from sliding forward during high torque, low gear hill climbs.



- **QUICKSTANDS** - made of super tough engineering resin. Eliminates need for conventional kick stand.



- **INTEGRAL DUAL SIZE ALLEN WRENCH** - Raleigh® touring models are designed with on the road maintenance and adjustment in mind. The combination 5mm/6mm allen wrench provided with the bike allows easy adjustment of handlebars, seat and other key bicycle components.



- **WIDE FLANGE SEALED BEARING HUBS AND BOTTOM BRACKET AXLE BEARINGS** - sealed to keep out dirt, water and other contaminants that increase friction and reduce the life of the bearings. Large flange hubs stiffen and strengthen wheel.

Lightweight Touring Frames

At Raleigh, we believe the frame is the heart of the bicycle. It is the key element that breathes life into each and every bicycle we produce. Raleigh engineers know thousands of individual elements must be properly combined to create a truly great frame set. And... contrary to popular belief, weight alone is not the key factor. Perfection is not judged on a single component's excellence, but on overall balance in terms of weight, function, durability and performance.


Raleigh® bicycles have always been at the forefront of technological advancements in the development of lightweight bicycle frames. Today, Raleigh incorporates state-of-the-art frame geometry to continue building on our tradition of innovative excellence. The research and development that has gone into the cycles created for the United States Cycling Team has been incorporated into each Raleigh® Lightweight Touring Bicycle.

Our multi-million dollar commitment to racing and product development has paid off. At no time has an entire line of lightweights been so thoroughly engineered. All angles are exact. Dimensions precise. Frame geometries individually specified to maximize performance. Nothing has been left to chance.


The following photographs detail the significant role highly skilled handcraftsmanship plays in the new Raleigh® line.



Dual water bottle mounts



Under bottom bracket cable guides



Chain hanger




Seat stay taper



Quickstand



Forged vertical drop-outs



Seat stay and fork crown engraved with the Raleigh® trademark



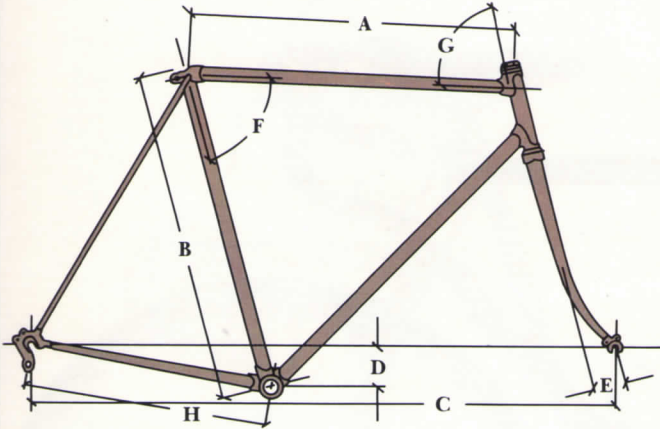
Dual fork and rear drop-out eyelets



Curved, reinforced brake bridge

FRAME GEOMETRY

Raleigh's touring frame geometry features an extended wheel base, long chain stays and fork rakes to improve its load carrying, shock absorption and stable handling characteristics. When compared to our racing frame geometry, touring frames utilize a gentler set of frame angles to produce a more comfortable ride (see chart).

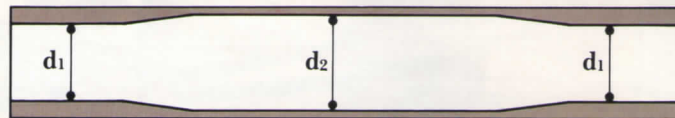


Frame Size	Dimensions							
	A	B	C	D	E	F	G	H
19"	20.50	19.75	39.50	2.75	2.20	74°	72°	17.50
21"	21.25	21.50	39.75	2.75	2.20	73°	72°	17.50
23"	22.00	23.50	40.25	2.75	2.20	72°	72°	17.50
25"	22.75	25.50	41.00	2.75	2.20	72°	72°	17.50

FRAME TUBING



Great frame tubes make great bicycles! Raleigh engineers know that for optimum cycling performance a precise combination of the metal's physical and chemical properties must be present. All Raleigh® Lightweight Touring cycles feature Raleigh® engineered double-butted 555_T chromoly tubing. Double-butted tubes are thicker at lug joints where a greater wall thickness is required for strength and thinner in the center section to eliminate weight. Slightly thicker and measurably stronger than the 555_{SL} tubing used on our racing models, Raleigh's 555_T is built to withstand the test of the tour.



Double Butting


RALEIGH **PORTAGE** TOURING




650 x 35C wheels with alloy rims and Raleigh's high center ridge, multi-pressure tires



Oversized cantilever brake system



Cold forged touring style crank



Front and rear alloy racks




For those whose idea of touring extends beyond the limits of traditional touring bicycles, Raleigh has developed an expedition class touring machine. The Portage... named after one of Alaska's most breathtaking glaciers, symbolizes Raleigh's spirit of outdoor independence. Its 18 speed gearing, extra heavy-duty 650 x 35C wheels, multi-pressure high center ridge

uni-directional tires, alloy rims, our most powerful oversized cantilever brakes, and super light, super rigid front/rear racks are designed to carry expedition sized loads. Cold forged alloy cranks transmit torque with less flex and distribute your energy efficiently. The Portage... Raleigh's definitive statement for adventure loving, take-you-where-you-want-to-go touring enthusiasts.

RALEIGH **KODIAK** TOURING



27 x 1 1/8 high center ridge tires and alloy rims



Alloy rear rack



Oversized cantilever brake system



Alloy micro-adjustable seat post



As the variety of touring styles keeps expanding, Raleigh takes a step-up to a more ruggedly styled touring machine. Built for touring purists who want a bike more traditional in look and feel than the Portage, the Kodiak is unmistakably Raleigh®. Raleigh engineers know that most of a bicycle's fully loaded weight centers over the rear wheel, so we built a 40 spoke rear wheel for the increased strength needed to compensate for the added weight a true touring

bicycle takes on. The Kodiak's 27 x 1 1/8 high center ridge tires are wider than conventional touring tires; therefore, more capable of absorbing road shock. Raleigh's heavy-duty cantilever brakes are more commonly found on the roughest of mountain touring bicycles and enable you to bring even the heaviest loads to a safe stop. Innovative features in a remarkably understated bicycle. Kodiak... by Raleigh®.

RALEIGH **ALYESKA** TOURING



Double water bottle braze ons



Cantilever brakes



18 speed gearing



Anatomical, nylon base saddle



Ayeska... a name that communicates rugged simplicity. Ayeska... full alloy componentry, a 555 τ double-butted chromoly frame, sealed hubs and bottom bracket and full braze ons combined to create a tour-

ing bicycle with performance comparable to the Kodiak. While the Ayeska does not include certain exotic features found on the Portage or the Kodiak, it is an ideal selection for the knowledgeable touring rider who is serious about touring and knows quality.

RALEIGH **WYOMING** TOURING




Randonneur style alloy handlebars with cushion grips



Alloy rims, 36° front - 40° rear



Forged vertical drop-outs



Sealed bearing wide flange hubs with quick release




The Wyoming is Raleigh's most affordable touring model. Ideal for riders just getting into touring, it features wide range 12 speed gearing, a 555T double-butted chromoly frame, full braze ons, a forged alloy

crank with 18 speed expandability and all the top performance features required for more extended trips that make Raleigh® touring models great road bicycles.

RALEIGH **WYOMING** TOURING



Randonneur style alloy handlebars with cushion grips and extension levers



Forged 5 pin crank with 18 speed expandability



Forged vertical drop-outs



Nylon base comfort saddle



The Wyoming Mixte sports the same key features as the Wyoming Men's frame described on the preceding page, plus extension levers to make braking more convenient.

Individual Specifications*

Model:	Portage	Kodiak	Alyeska	Wyoming
Color:	Gunmetal Grey/Silver	Deep Blue/Silver	Metallic Gold/Platinum	Dark Jadestone/ Lt. Jadestone
Frame Size:	21, 23, 25 Men's	19, 21, 23, 25 Men's	19, 21, 23, 25 Men's	19, 21, 23, 25 Men's 19" Mixte
Frame:	Full chromoly 555T D.B. main tubes	Full chromoly 555T D.B. main tubes	555T chromoly D.B. main tubes	555T chromoly D.B. main tubes
Frame/ Drop-outs:	Forged vertical	Forged vertical	Forged vertical	Forged vertical
Fork:	Chromoly Forged ends	High tensile Forged ends	High tensile Forged end	High tensile Forged end
Handlebar:	Light alloy Randonneur style	Light alloy Randonneur style	Light alloy Randonneur style	Light alloy Randonneur style
Stem:	Alloy	Alloy	Alloy	Alloy
Saddle:	Anatomical, nylon base	Anatomical, nylon base	Anatomical, nylon base	Anatomical, nylon base
Crankset:	Tourney XT Triple cord forged alloy, 175mm detachable alloy rings 50-45-28	Triple 1-piece forged alloy Detachable alloy rings, 170mm 50-45-30	Triple 1-piece forged alloy Detachable alloy rings, 170mm 52-48-36	1-piece forged alloy Detachable steel rings 170mm 52-42
Freewheel:	13-16-19-22-27-32 6 Speed	13-16-19-22-27-32 6 Speed	13-15-18-21-25-30 6 Speed	13-14-16-19-24-30 6 Speed
Hubs:	Large flange alloy Q.R. 36° front/40° rear Sealed	Large flange alloy Q.R. 36° front/40° rear Sealed	Large flange alloy 36° Q.R. sealed	Large flange alloy 36° sealed Q.R.
Gearing:	18 Speed - 22.8 to 100	18 Speed - 25.3 to 100	18 Speed - 32.4 to 108	12 Speed - 37.8 to 108
Front Derailleur:	Deore XT	Deore	VX	"Seven"
Rear Derailleur:	Deore XT	Deore	AR-GT	"HR"
Shifting Levers:	Deore	Alloy down tube	Alloy down tube	Alloy power stem shifter
Brakes:	Deore XT Extra heavy duty Alloy cantilever	Dia-compe #981 Heavy duty alloy Cantilever	Dia-compe #960 Alloy cantilever	Dia-compe 500 QS Cold forged alloy S.P.
Rims:	650 x 35C Alloy 36° front, 40° rear	27 x 1½ alloy 36° front, 40° rear	27 x 1½ alloy 36° front, 40° rear	27 x 1½ alloy 36°
Tires:	650 x 35C gum wall	27 x 1½ gum wall	27 x 1½ gum wall	27 x 1½ gum wall
Pedals:	Alloy quill style	Alloy quill style	Alloy quill type	Alloy quill type
Accessories:	Front and rear alloy racks, Triple water bottles, Toe clips and straps, Integral allen wrench	Quickstand, Integral allen wrench, Rear alloy rack, Double water bottles	Quickstand, Integral allen wrench	Quickstand, Integral allen wrench

*Specifications subject to change without notice.

RALEIGH® LIGHTWEIGHT TOURING BICYCLE LIMITED WARRANTY

Your Lightweight Touring Bicycle is covered under the terms and conditions of Raleigh's instant redemption limited bicycle warranty. Please see warranty card accom-

panying all Lightweight Touring Bicycles for the complete Raleigh® limited bicycle warranty on replacement, procedures and responsibilities. See your authorized Raleigh® dealer for complete details.



RALEIGH CYCLE COMPANY
OF AMERICA
P.O. Box 1828
Dayton, Ohio 45401 U.S.A.